

Dedicated to People Flow™

KONE

A NEW LEVEL OF SHOPPING COMFORT

KONE TravelMaster™ 115 Inclined Autowalk

Shopping made easy



The KONE TravelMaster™ Inclined Autowalk brings a new level of simplicity and comfort to shopping. It allows easy and safe access to all parts of the building, even when moving with a loaded cart or trolley.

Blending engineering know-how and style, this reliable and durable solution from KONE, a globally recognized escalator and autowalk specialist, is an asset to any quality shopping experience.

Maximum safety is built into the design of the KONE TravelMaster™ Inclined Autowalk and ensured through rigorous testing under real on-site conditions.

Tailored for the retail environment

- Timeless design that complements the architecture of any building
- Smooth ride with synchronized handrail speed to maximize safety
- Numerous lighting options that guide the customers and enhance the shopping atmosphere
- Proven KONE technology, renowned for safety and efficiency
- Maximum availability through advanced control system
- Fast and effective troubleshooting through built-in diagnostics

Ecologically designed for efficiency



- Environmental and fire safety with the optional lubrication-free chain
- KONE expertise to ensure a lifetime of reliable performance
- The industry's longest oil change intervals

Uncompromising reliability

- Optional stainless steel cladding and skirts for increased durability and style
- Semi-outdoor operation, even in compromising conditions, through optional weatherproofing

Future-proof investment

- KONE's focus on low lifecycle costs and modernization possibilities ensure a sound return on investment
- KONE is your global partner and can offer 24-hour call centers and matching spare parts availability



List of available options

- Continuous handrail lighting
- Spot skirt lighting
- Comb lights
- Pallet demarcation lights
- Different skirt materials and colors
- Stainless steel access covers
- Yellow combs
- Black painted pallets
- Yellow pallet edge demarcations
- Primed and stainless steel cladding
- Skirt brush deflector guard
- Diagnostic display
- Phase failure device
- Remote stop relay
- Lubrication-free chain
- Weatherproofing options
- Optional 1-2 level steps on upper and lower landing for extra safety and comfort

KONE TravelMaster™ 115 Inclined Autowalks

Inclination	Horizontal Pallets	AA	BB	CC	DD	EE	FF
12°	0 - 1	332	332	763	2233	5670	4.705*H
	1 - 1	482	332	2467	2233	7380	4.705*H
	0 - 2	332	332	763	2775	5670	4.705*H
	1 - 2	482	332	2467	2775	7380	4.705*H
	2 - 2	482	332	2835	2775	7750	4.705*H
11°	0 - 1	332	332	827	2430	6150	5.145*H
	1 - 1	482	332	2685	2430	8010	5.145*H
	0 - 2	332	332	827	3020	6150	5.145*H
	1 - 2	482	332	2685	3020	8010	5.145*H
	2 - 2	482	332	3085	3020	8410	5.145*H
10°	0 - 1	332	332	905	2666	6730	5.671*H
	1 - 1	482	332	2946	2666	8770	5.671*H
	0 - 2	332	332	905	3315	6730	5.671*H
	1 - 2	482	332	2946	3315	8770	5.671*H
	2 - 2	482	332	3386	3315	9210	5.671*H

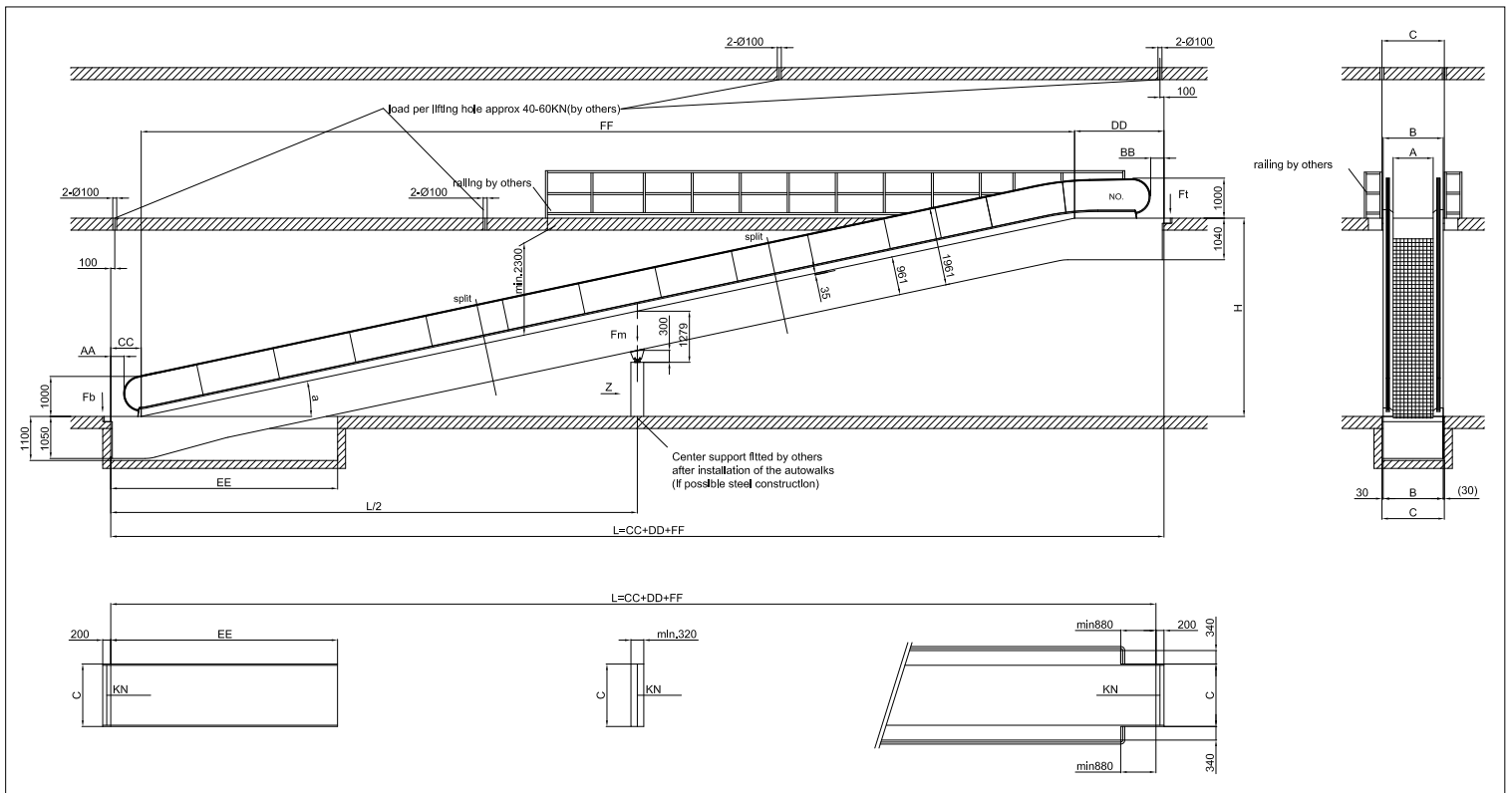
Basic data	
Vertical rise	2-6 m
Number of level pallets	0 bottom/1 top
Inclination	10°, 11°, 12°
Speed	0.5 m/s
Pallet width	800 mm, 1000 mm
Balustrade type	Glass
Balustrade height	1000 mm
Code	EN115

Pallet width		
	800	1000
A	800	1002
B**	1302	1500
C**	1362	1560

All dimensions in millimeters

For other truss packages, please contact your KONE representative

** with special outer cladding add 20 mm per side





KONE provides innovative and eco-efficient solutions for elevators, escalators and automatic building doors. We support our customers every step of the way; from design, manufacturing and installation to maintenance and modernization. KONE is a global leader in helping our customers manage the smooth flow of people and goods throughout their buildings.

Our commitment to customers is present in all KONE solutions. This makes us a reliable partner throughout the life-cycle of the building. We challenge the conventional wisdom of the industry. We are fast, flexible, and we have a well-deserved reputation as a technology leader, with such innovations as KONE MonoSpace®, KONE MaxiSpace™, and KONE InnoTrack™. You can experience these innovations in architectural landmarks such as the Trump Tower in Chicago, the 30 St Mary Axe building in London, the Schiphol Airport in Amsterdam and the Beijing National Grand Theatre in China.

KONE employs over 30,000 dedicated experts to serve you globally and locally in 49 countries.

KONE Corporation
www.kone.com